

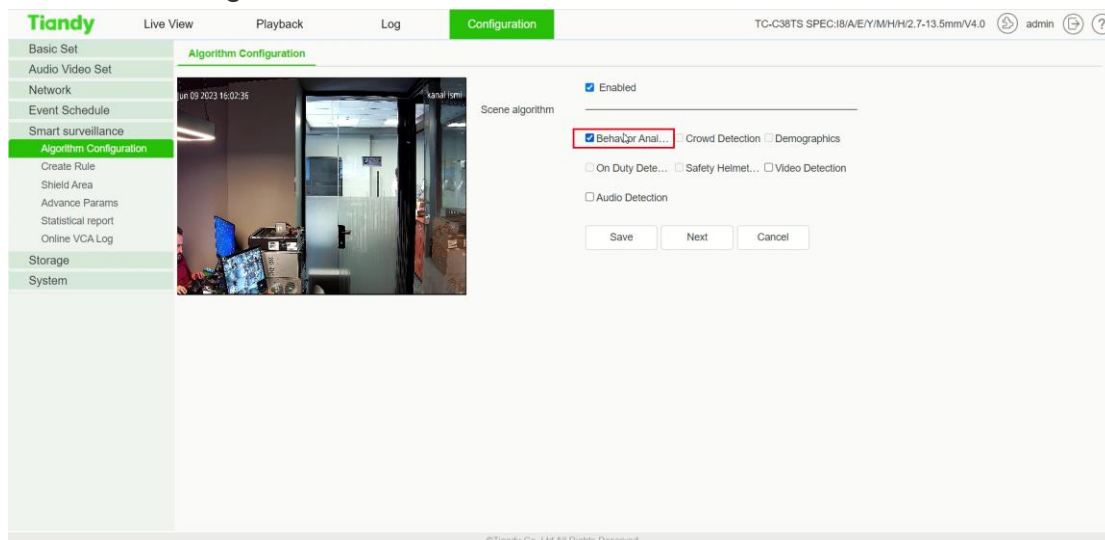
How to set VCA Function in cameras(tripwire/double tripwire)

Description: This document will show you the steps of configuring the camera tripwire and double tripwire functions in cameras web interface.

Prerequisites: cameras web interface

Section 1: Tripwire


- 1.1 Select 'Behavior Analysis' in Algorithm Configuration of Configuration. And then, click 'save' and 'next'.
- 1.2 Select the 'Tripwire' function. In identity type, three types can be chosen: People, vehicles, and all.
- 1.3 Start to draw. Saving and jumping to 'Schedule' to set the time.
- 1.4 Saving and jumping to 'Linkage Setting' where you are able to set various linkages. And then click 'Save'.
- 1.5 Watching the result in liveview.



Tiandy Live View Playback Log **Configuration** TC-C38TS SPEC:8/A/E/Y/M/H/H/2.7-13.5mm/V4.0 admin

Create Rule

Event Set Schedule Linkage ...



Jun 09 2023 16:02:48

Start to D... Line Cl...

Event Type: Behavior Analysis
 Rule ID: 1
 Specification Type: Tripwire
 Sensitivity: 80
 Identify Type: People
 Show Event Count
 Show Event Rule
 Two-way Event
 Display Target


Save Next Cancel

©Tiandy Co., Ltd All Rights Reserved

Tiandy Live View Playback Log **Configuration** TC-C38TS SPEC:8/A/E/Y/M/H/H/2.7-13.5mm/V4.0 admin

Create Rule

Event Set Schedule Linkage ...



Jun 09 2023 16:03:06

Stop Dra... Line Cl...

Event Type: Behavior Analysis
 Rule ID: 1
 Specification Type: Tripwire
 Sensitivity: 80
 Identify Type: People
 Show Event Count
 Show Event Rule
 Two-way Event
 Display Target

Save Next Cancel

©Tiandy Co., Ltd All Rights Reserved

Tiandy Live View Playback Log **Configuration** TC-C38TS SPEC:8/A/E/Y/M/H/H/2.7-13.5mm/V4.0 admin

Create Rule

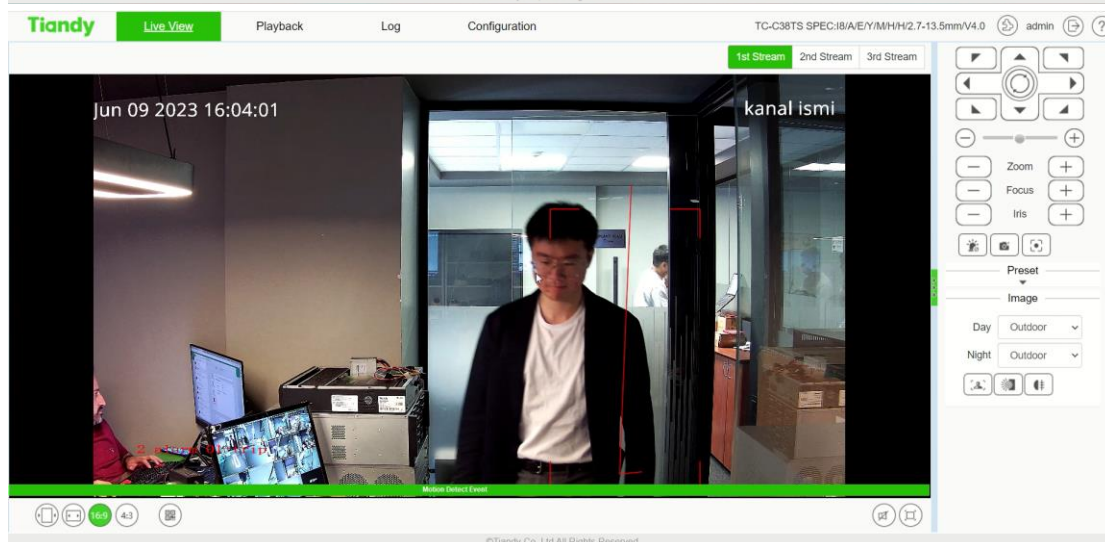
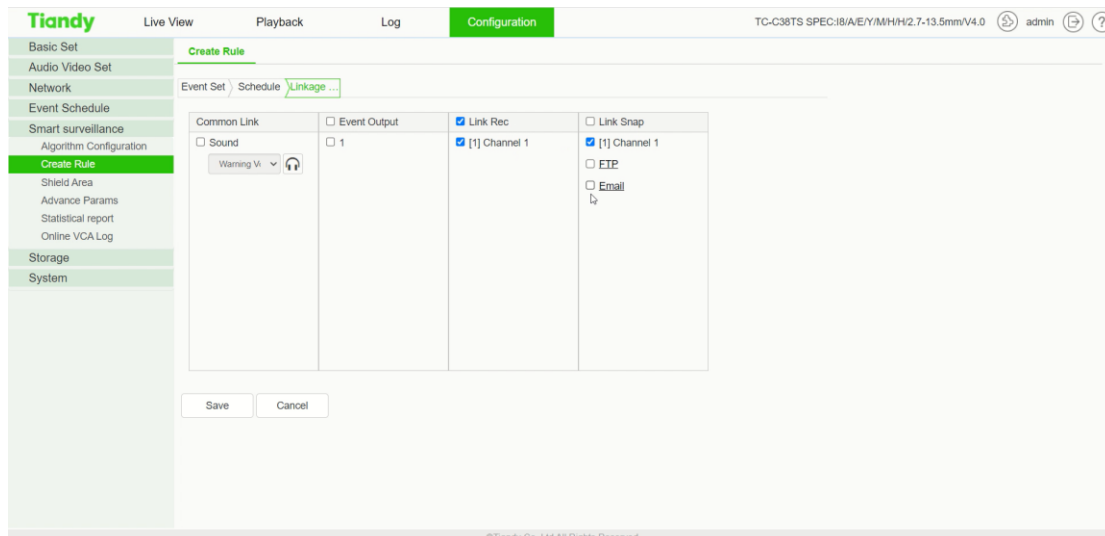
Event Set **Schedule** Linkage ...

Delete Delete All

Mon	0	2	4	6	8	10	12	14	16	18	20	22	24
Tue	0	2	4	6	8	10	12	14	16	18	20	22	24
Wed	0	2	4	6	8	10	12	14	16	18	20	22	24
Thu	0	2	4	6	8	10	12	14	16	18	20	22	24
Fri	0	2	4	6	8	10	12	14	16	18	20	22	24
Sat	0	2	4	6	8	10	12	14	16	18	20	22	24
Sun	0	2	4	6	8	10	12	14	16	18	20	22	24

Save Next Cancel

©Tiandy Co., Ltd All Rights Reserved



Notify:

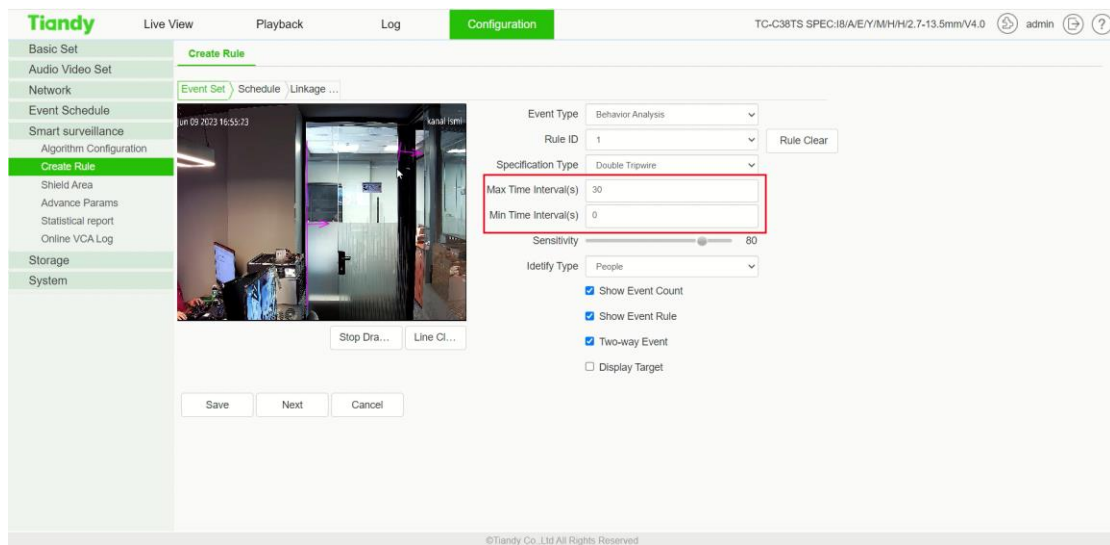
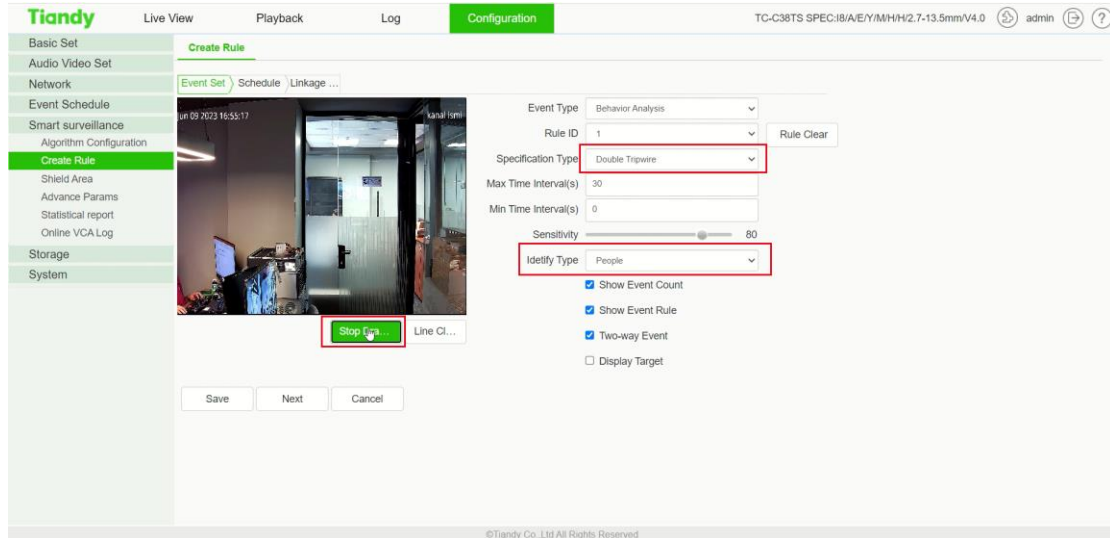
Two-way Event: If the two-way event is not selected, the alarm will be triggered only if the target crosses the tripwire line and the movement direction is consistent with the arrow direction of the tripwire line.

Section 2: Double tripwire

- 2.1 Select 'Behavior Analysis' in Algorithm Configuration of Configuration. And then, click 'save' and 'next'.
- 2.2 Select the 'Double Tripwire' function. In identity type, three types can be chosen: People, vehicles, and all.
- 2.3 Set the maximum and minimum time intervals, which means the time range of crossing two rule lines consecutively.
- 2.4 Start to draw. Saving and jumping to 'Schedule' to set the time.

2.5 Saving and jumping to 'Linkage Setting' where you are able to set various linkages. And then click 'Save'.


2.6 Watching the result in liveview.



Tiandy Live View Playback Log **Configuration** TC-C38TS SPEC:8/A/E/Y/M/H/H/2.7-13.5mm/V4.0 admin

Basic Set **Create Rule**
 Audio Video Set
 Network
 Event Schedule
 Smart surveillance
 Algorithm Configuration
Create Rule
 Shield Area
 Advance Params
 Statistical report
 Online VCA Log
 Storage
 System

Event Set Schedule Linkage ...



Jun 09 2023 16:55:29

Stop Dra... Line Cl...

Event Type: Behavior Analysis
 Rule ID: 1
 Rule Clear
 Specification Type: Double Tripwire
 Max Time Interval(s): 30
 Min Time Interval(s): 0
 Sensitivity: 80
 Identify Type: People
 Show Event Count
 Show Event Rule
 Two-way Event
 Display Target

Save Next Cancel

Operation Succeeded
 ©Tiandy Co., Ltd All Rights Reserved

Tiandy Live View Playback Log **Configuration** TC-C38TS SPEC:8/A/E/Y/M/H/H/2.7-13.5mm/V4.0 admin

Basic Set **Create Rule**
 Audio Video Set
 Network
 Event Schedule
 Smart surveillance
 Algorithm Configuration
Create Rule
 Shield Area
 Advance Params
 Statistical report
 Online VCA Log
 Storage
 System

Event Set **Schedule** Linkage ...

Delete Delete All

Mon	0	2	4	6	8	10	12	14	16	18	20	22	24
Tue	0	2	4	6	8	10	12	14	16	18	20	22	24
Wed	0	2	4	6	8	10	12	14	16	18	20	22	24
Thu	0	2	4	6	8	10	12	14	16	18	20	22	24
Fri	0	2	4	6	8	10	12	14	16	18	20	22	24
Sat	0	2	4	6	8	10	12	14	16	18	20	22	24
Sun	0	2	4	6	8	10	12	14	16	18	20	22	24

Save Next Cancel

©Tiandy Co., Ltd All Rights Reserved

Tiandy Live View Playback Log **Configuration** TC-C38TS SPEC:8/A/E/Y/M/H/H/2.7-13.5mm/V4.0 admin

Basic Set **Create Rule**
 Audio Video Set
 Network
 Event Schedule
 Smart surveillance
 Algorithm Configuration
Create Rule
 Shield Area
 Advance Params
 Statistical report
 Online VCA Log
 Storage
 System

Event Set Schedule **Linkage ...**

Common Link	<input type="checkbox"/> Event Output	<input checked="" type="checkbox"/> Link Rec	<input type="checkbox"/> Link Snap
<input type="checkbox"/> Sound	<input type="checkbox"/> 1	<input checked="" type="checkbox"/> [1] Channel 1	<input checked="" type="checkbox"/> [1] Channel 1
Warning W.			<input type="checkbox"/> ETP <input type="checkbox"/> Email


Save Cancel

©Tiandy Co., Ltd All Rights Reserved

Tiandy **Live View** Playback Log Configuration TC-C38TS SPEC:18/A/E/Y/MH/H/2.7-13.5mm/V4.0 admin ?

1st Stream 2nd Stream 3rd Stream

Jun 12 2023 15:49:06 kanal ismi



1 alarm 01 device

Micro Detect Event

Zoom Focus Iris

Preset Image Day Outdoor Night Outdoor

43

©Tiandy Co., Ltd All Rights Reserved